

Scaled data based on original data using
LM-79-08 Approved Method: Electrical and Photometric Measurements of Solid-
State Lighting Products

Test Report Prepared for
Cooper Lighting Solutions
(formerly Eaton)

Brand: STREETWORKS

Report Number: P636245

Luminaire Tested: **IFLD-S-SA2B-950-U-33-VI**

Issue Date: 01/17/2023

Test Information

Test Method: LM-79-08
Report Number: P636245
Test Lab: INNOVATION CENTER(G2)
Issue Date: 01/17/2023
Manufacturer: COOPER LIGHTING SOLUTIONS (FORMERLY EATON)
Product Line: STREETWORKS
Catalog Number: IFLD-S-SA2B-950-U-33-VI
Description: Infrastructure Flood – Middle Tier Light Square Luminaire w/ Nema 3 distribution lens and Visor
Light Source: (32) 5000K CCT, 90 CRI LEDs
Ballast/Driver: ELECTRONIC DRIVER

Summary

Lumens per Lamp: N/A
Luminaire Lumens: 7895.5 lumens
Efficiency: N/A
Efficacy: 95.8 lumens/watt
Luminous Opening: Rectangular (W 1' x L: 0.5' x H: 0')
IES Classification: Type V - Short
BUG Rating: B4 - U0 - G0

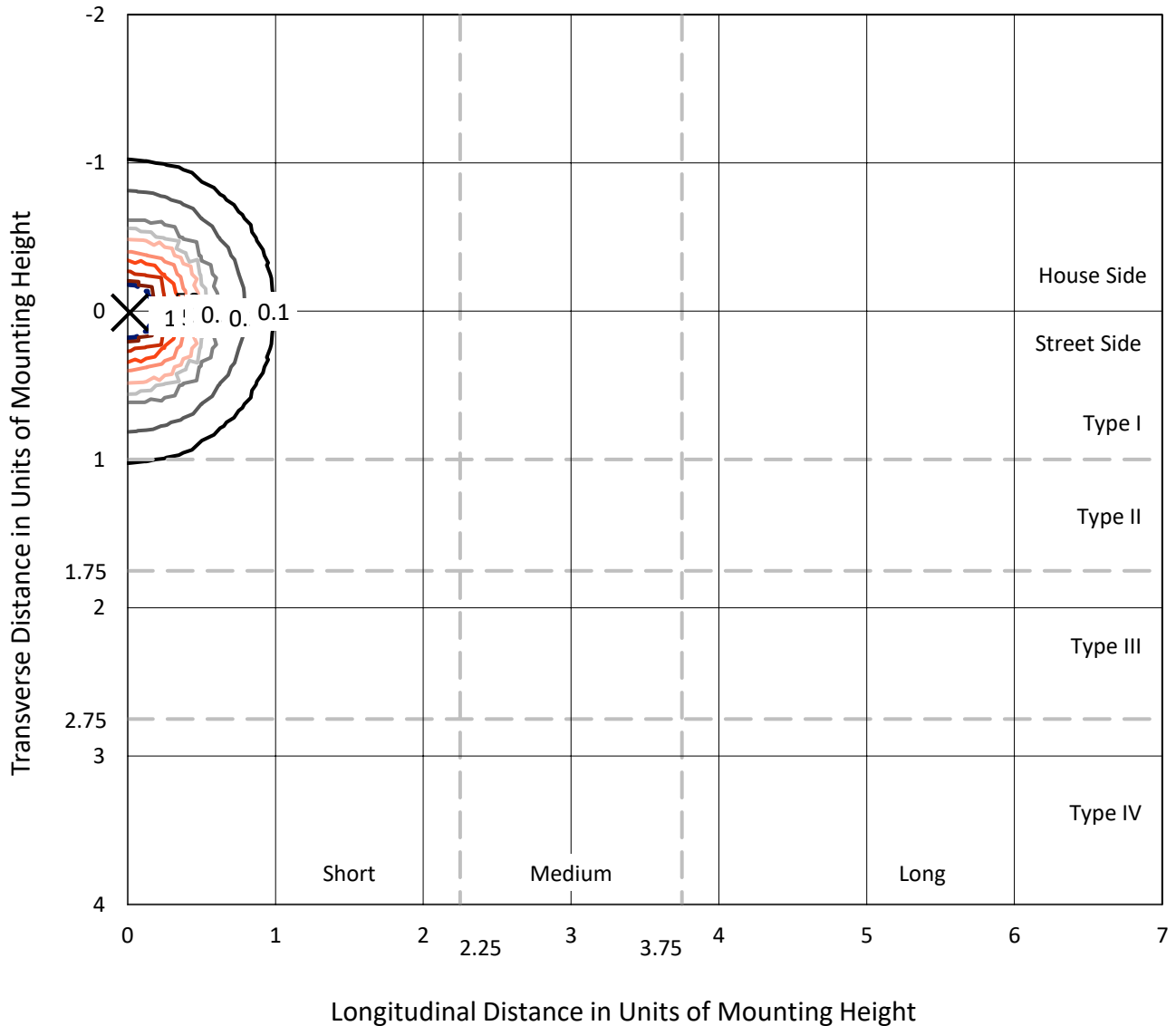
Input Watts (W): 82.4
Input Voltage (V): 120
Input Current (Ain): NR
Voltage Rise (V): NR
Power Factor: NR
Total Harmonic Distortion (THDi): NR
Frequency (hertz): 60
Stabilization Time: NR
Operation Time: NR
Ambient Temperature (°C): NR
Test Distance: 25 FT



REPORT NUMBER: P636245
 CATALOG NUMBER: IFLD-S-SA2B-950-U-33-VI

Iso-Footcandle Lines of Horizontal Illumination

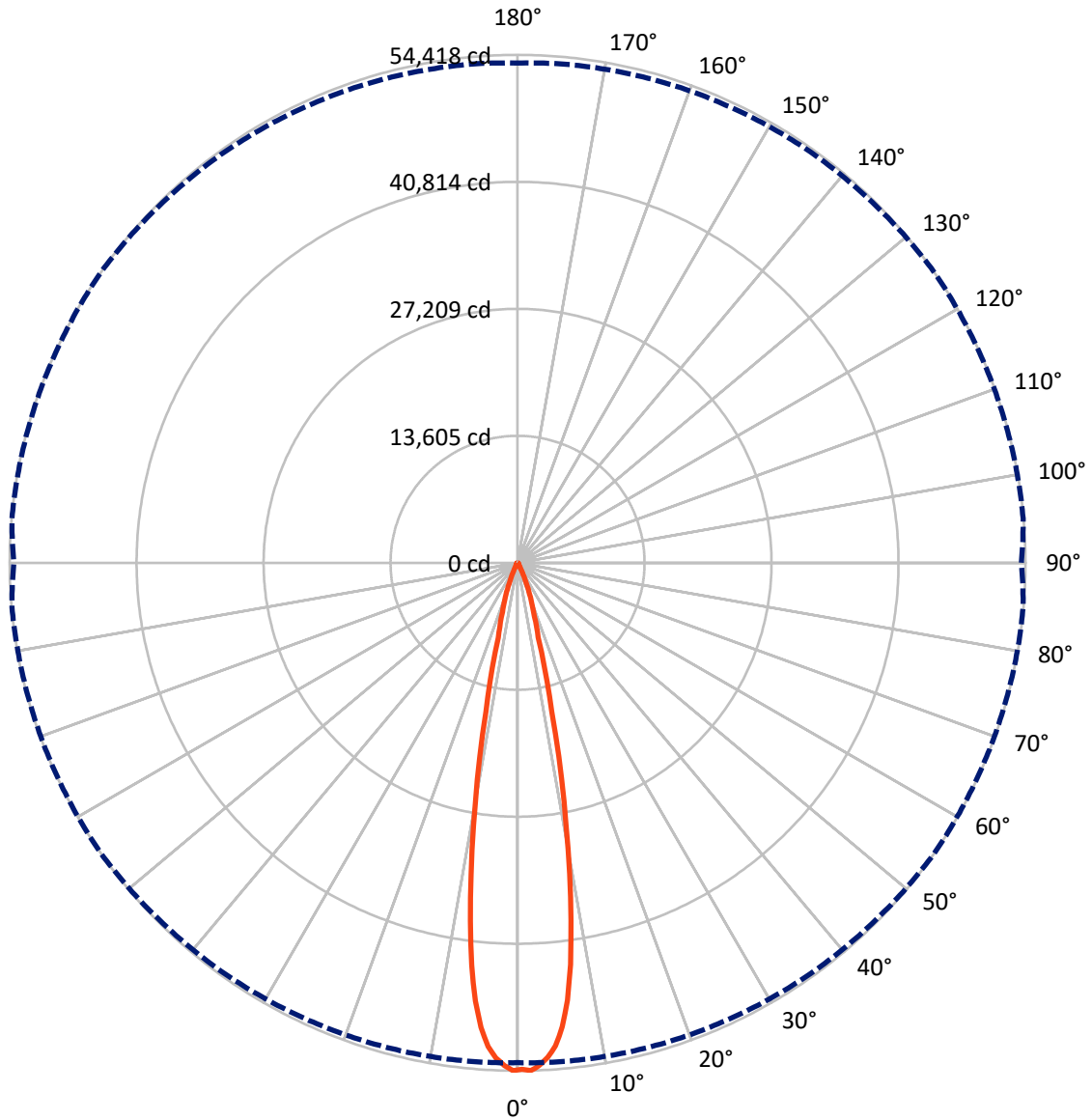
× Max cd
 - - - 1/2 Max cd



Based on 20 foot mounting height. Maximum calculated value = 135.7 fc
 Type V - Short - N/A

REPORT NUMBER: P636245
CATALOG NUMBER: IFLD-S-SA2B-950-U-33-VI

Luminous Intensity Polar Plot



— Vertical Plane Through 55-Deg Lateral - - - Horizontal Cone Through 1-Deg Vertical

REPORT NUMBER: P636245
 CATALOG NUMBER: IFLD-S-SA2B-950-U-33-VI

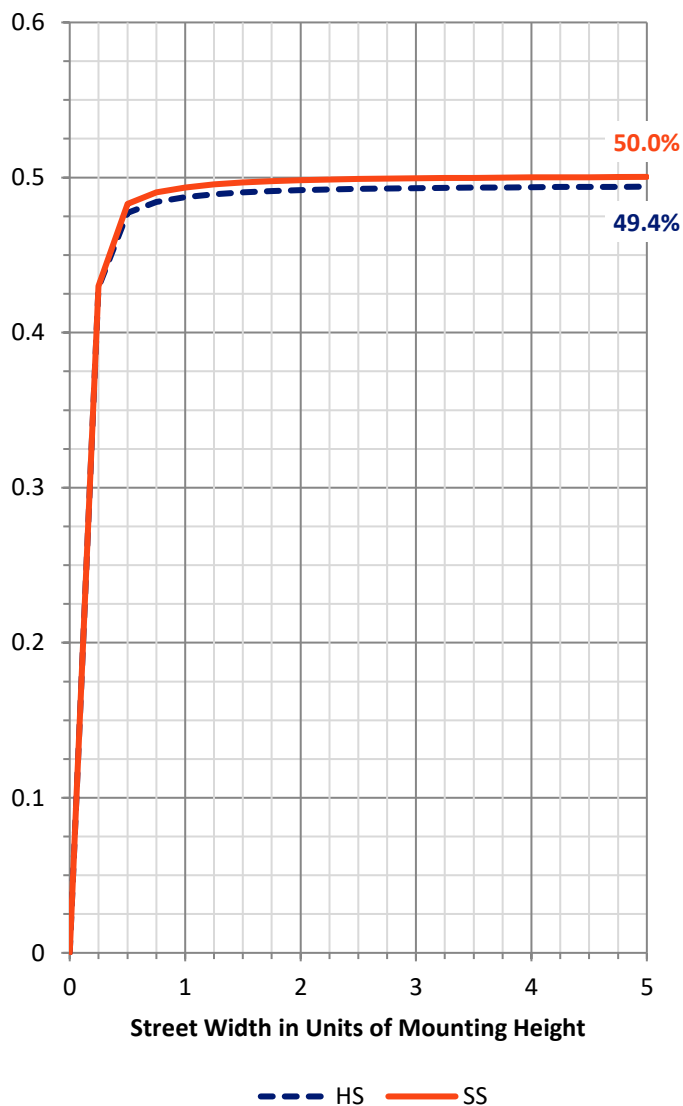
FLUX DISTRIBUTION:

		Downward	Upward	Total
House Side	Lumens	3947.7	0.0	3947.7
	% Fixture	50.0	0.0	50.0
Street Side	Lumens	3947.7	0.0	3947.7
	% Fixture	50.0	0.0	50.0
Total	Lumens	7895.5	0.0	7895.5
	% Fixture	100.0	0.0	100.0

Coefficient of Utilization

ZONAL LUMENS:

Zone	Lumens	% Fixture
0°-10°	4011.5	50.8
10°-20°	2843.0	36.0
20°-30°	666.2	8.4
30°-40°	139.2	1.8
40°-50°	89.8	1.1
50°-60°	66.5	0.8
60°-70°	45.2	0.6
70°-80°	24.1	0.3
80°-90°	9.9	0.1
90°-100°	0.0	0.0
100°-110°	0.0	0.0
110°-120°	0.0	0.0
120°-130°	0.0	0.0
130°-140°	0.0	0.0
140°-150°	0.0	0.0
150°-160°	0.0	0.0
160°-170°	0.0	0.0
170°-180°	0.0	0.0
0°-90°	7895.5	100.0
0°-180°	7895.5	100.0

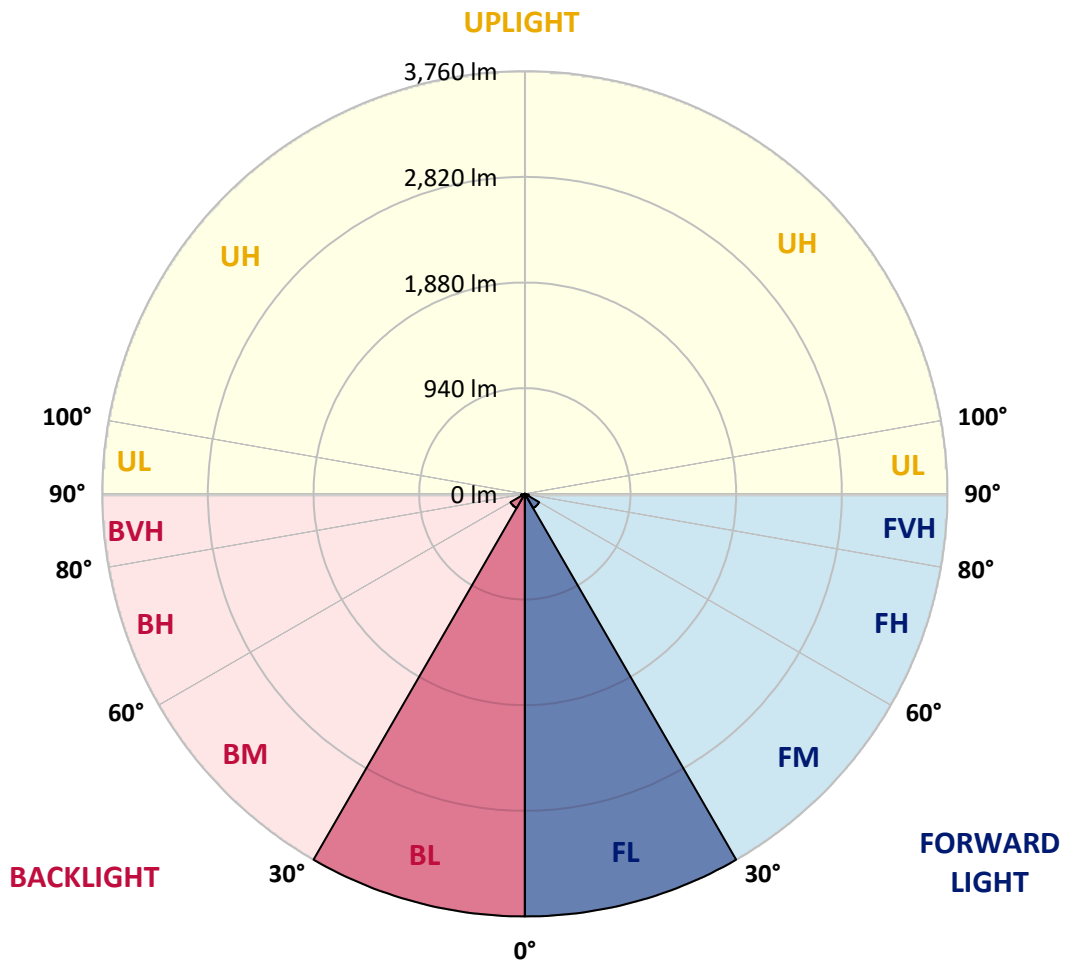


REPORT NUMBER: P636245
 CATALOG NUMBER: IFLD-S-SA2B-950-U-33-VI

LUMINAIRE CLASSIFICATION SYSTEM LUMEN TABLE AND BUG RATING:

Zone	Lumens	% Fixture	Zone Rating/Lumen Limit		
			B	U	G
FL (0°-30°)	3760.3	47.6			
FM (30°-60°)	147.8	1.9			
FH (60°-80°)	34.7	0.4			G0/660
FVH (80°-90°)	5.0	0.1			G0/10
BL (0°-30°)	3760.3	47.6	B4/5000		
BM (30°-60°)	147.8	1.9	B0/220		
BH (60°-80°)	34.7	0.4	B0/110		G0/660
BVH (80°-90°)	5.0	0.1			G0/10
UL (90°-100°)	0.0	0.0		U0/0	
UH (100°-180°)	0.0	0.0		U0/0	

BUG Rating: B4-U0-G0
 Type V Short





REPORT NUMBER: P636245
 CATALOG NUMBER: IFLD-S-SA2B-950-U-33-VI

CANDELA DISTRIBUTION (FULL):

	0°	5°	15°	25°	35°	45°	55°	65°	75°	85°
0°	54278.5	54278.5	54278.5	54278.5	54278.5	54278.5	54278.5	54278.5	54278.5	54278.5
1°	53548.2	53647.4	53768.8	53879.1	54045.3	54180.7	54418.1	54367.9	54360.9	54370.6
2°	52510.8	52635.0	52822.1	52932.5	53361.1	53537.1	53895.9	54002.0	53916.8	54013.2
3°	50956.7	51058.6	51351.8	51568.3	52124.0	52598.7	53079.1	53238.2	53139.1	53183.8
4°	49106.6	49211.3	49566.0	50007.2	50810.1	51336.5	51911.8	52054.2	51730.2	51752.6
5°	46904.6	46953.5	47387.7	47789.9	48750.5	49388.6	49934.6	49979.3	49683.3	49570.2
6°	44427.6	44339.6	44738.9	44909.3	46103.1	46753.8	47153.2	47101.5	46876.7	46780.3
7°	41484.2	41364.1	41686.6	41594.5	42651.5	43022.9	43406.9	43230.9	43052.2	43274.2
8°	38078.6	38011.6	37803.5	38180.5	38390.0	38722.3	38720.9	38619.0	38613.4	38983.4
9°	33127.3	33745.9	33562.9	33958.1	33905.0	33889.7	33787.7	33722.1	33442.9	33868.7
10°	27690.1	28095.0	28403.6	28992.8	28878.3	29040.3	28473.4	28569.8	28384.0	28735.9
12.5°	14333.1	14788.2	15054.9	15504.5	15998.8	16504.3	16340.9	16172.0	15919.3	16229.2
15°	7055.5	7235.6	7320.8	7777.4	8129.3	8256.3	8275.9	8126.5	8062.3	8129.3
17.5°	4329.9	4392.8	4639.9	5164.9	5469.3	5544.7	5495.8	5332.5	5149.6	5072.8
20°	3134.7	3152.9	3246.4	3348.3	3754.7	3966.9	3888.7	3728.1	3559.2	3479.6
22.5°	2047.0	2065.1	2095.9	2151.7	2260.6	2523.1	2437.9	2329.0	2214.5	2190.8
25°	1158.9	1158.9	1191.0	1248.3	1329.3	1348.8	1365.6	1249.7	1196.6	1172.9
27.5°	646.5	650.7	657.7	680.0	720.5	716.3	698.2	667.4	631.1	593.4
30°	357.5	361.6	365.8	371.4	378.4	365.8	354.7	349.1	333.7	329.5
32.5°	268.1	268.1	270.9	269.5	262.5	247.1	240.2	248.5	247.1	240.2
35°	220.6	220.6	223.4	229.0	215.0	203.9	198.3	209.4	209.4	205.3
37.5°	180.1	181.5	182.9	189.9	185.7	173.1	171.7	174.5	175.9	174.5
40°	157.8	156.4	156.4	157.8	155.0	152.2	149.4	148.0	149.4	148.0
42.5°	136.8	135.4	138.2	135.4	129.9	131.3	131.3	127.1	128.5	125.7
45°	120.1	118.7	120.1	117.3	113.1	114.5	114.5	108.9	108.9	107.5
47.5°	106.1	106.1	106.1	107.5	100.5	99.1	100.5	99.1	94.9	93.6
50°	92.2	93.6	94.9	97.7	90.8	88.0	88.0	88.0	85.2	83.8
52.5°	85.2	86.6	86.6	86.6	82.4	79.6	79.6	78.2	76.8	75.4
55°	82.4	82.4	82.4	76.8	75.4	74.0	69.8	68.4	67.0	67.0
57.5°	78.2	78.2	76.8	72.6	68.4	68.4	62.8	61.4	60.0	60.0
60°	69.8	69.8	69.8	68.4	62.8	61.4	55.9	53.1	51.7	51.7
62.5°	64.2	64.2	64.2	58.6	57.2	53.1	48.9	44.7	43.3	40.5
65°	58.6	58.6	58.6	53.1	50.3	46.1	40.5	36.3	33.5	29.3
67.5°	54.5	54.5	53.1	48.9	44.7	39.1	33.5	29.3	23.7	20.9
70°	47.5	47.5	46.1	43.3	39.1	34.9	27.9	22.3	18.2	14.0
72.5°	40.5	40.5	39.1	36.3	33.5	29.3	23.7	19.5	12.6	9.8
75°	33.5	33.5	32.1	29.3	27.9	25.1	20.9	15.4	9.8	4.2
77.5°	27.9	27.9	26.5	25.1	23.7	20.9	18.2	12.6	7.0	2.8
80°	20.9	22.3	22.3	22.3	19.5	18.2	16.8	12.6	5.6	1.4
82.5°	15.4	16.8	16.8	16.8	15.4	14.0	15.4	11.2	5.6	1.4
85°	11.2	11.2	12.6	12.6	12.6	12.6	16.8	12.6	4.2	1.4
87.5°	5.6	5.6	5.6	5.6	5.6	7.0	8.4	7.0	2.8	0.0
90°	0.0	0.0	0.0	0.0	0.0	0.0	0.0	0.0	0.0	0.0

(END C



90°
54278.5
53981.1
53647.4
52848.7
51420.3
49334.2
46563.9
43205.8
37957.1
33074.2
27833.9
15390.1
7816.5
4965.3
3418.1
2141.9
1153.3
594.8
329.5
236.0
203.9
174.5
149.4
127.1
107.5
93.6
82.4
74.0
65.6
60.0
50.3
37.7
29.3
19.5
14.0
8.4
4.2
1.4
1.4
1.4
1.4
0.0
0.0

OF REPORT)